

ภาคผนวกที่ 4

เอกสารสอบเทียบความถูกต้องของเครื่องมือตรวจวัดคุณภาพสิ่งแวดล้อม

**ตารางสรุปรายการเอกสารการสอบเทียบความถูกต้องของเครื่องมือเก็บตัวอย่าง
และเครื่องมือตรวจวิเคราะห์คุณภาพสิ่งแวดล้อม**

รายการตรวจวัด	เครื่องมือเก็บตัวอย่าง	เครื่องมือตรวจวิเคราะห์
	ชื่อเครื่องมือ	ชื่อเครื่องมือ
1. คุณภาพอากาศจากปล่อง Total Suspended Particulate	Console No. B05 Pitot Tube No. B48	Digital Balance
Oxides of Nitrogen (NO _x)	Vacuum Gauge	Spectrophotometer
Carbon Monoxide	Personal Pump SKC No. B40 Rotameter No. H-B08	CO Analyzer No. B06
Aluminium	Console No. B05 Pitot Tube No. B48	ICP
VOCs	Personal Pump SKC No. B40 Rotameter No. L-B08	GC/MS
2. คุณภาพอากาศในบรรยากาศ Total Suspended Particulate	High Volume Air Sampler Rec No. B39, Blow No. B39	Digital Balance
PM ₁₀	High Volume PM ₁₀ Air Sampler Rec No. B34, Blow No. B34	Digital Balance
Nitrogen Dioxide	NO ₂ Analyzer No. B10	NO ₂ Analyzer No. B10
Carbon Monoxide	CO Analyzer No. B06	CO Analyzer No. B06
Aluminium	High Volume Air Sampler Rec No. B39, Blow No. B39	ICP
3. ระดับเสียงบริเวณแนวรั้วโรงงาน L _{eq} 1 hr, L _{eq} 24 hr, L ₉₀ , L _{max} และ L _{dn}	Acoustic Calibrator Sound Level Meter No. ACO-B01, B08, B12, B37, B39, B44, B45, B46	-
4. คุณภาพน้ำ pH	-	pH Meter
Total Dissolved Solids	-	Digital Balance
Total Suspended Solids	-	Digital Balance
BOD ₅	-	BOD Analyzer
Grease & Oil	-	Digital Balance
Lead	-	ICP
Aluminum	-	ICP

ตารางสรุปรายการเอกสารการสอบเทียบความถูกต้องของเครื่องมือเก็บตัวอย่าง
และเครื่องมือตรวจวิเคราะห์คุณภาพสิ่งแวดล้อม (ต่อ)

รายการตรวจวัด	เครื่องมือเก็บตัวอย่าง	เครื่องมือตรวจวิเคราะห์
	ชื่อเครื่องมือ	ชื่อเครื่องมือ
5. คุณภาพอากาศในสถานประกอบการ		
Total Dust	Personal Pump SKC No. B58, B61, B82 Rotameter No. H-B10	Digital Balance
Respirable Dust	Personal Pump SKC No. B55, B56, B67, B93 Rotameter No. H-B10	Digital Balance
Aluminium	Personal Pump SKC No. B62, B76, B79 Rotameter No. H-B10	ICP
Hydrogen Fluoride	Personal Pump SKC No. B59, B74, B80 Rotameter No. L-B10	Ion Chromatography
Hydrogen Chloride	Personal Pump SKC No. B78, B84, B85 Rotameter No. L-B10	Ion Chromatography
6. ระดับเสียงในสถานประกอบการ		
L_{eq} 1 hr, L_{eq} 8 hr และ Noise Dose	Acoustic Calibrator Sound Level Meter ACO No. B18, R40, R41, R50 NMD No. B11, B13	-
7. ระดับความร้อนในสถานประกอบการ		
WBGT	Heat Stress WBGT Meter No. B05, B07, B11, B12, B21, B24, B32	-
8. ก๊าซในสถานประกอบการ		
Ammonia	Personal Pump SKC No. B80 Rotameter No. H-B10	Spectrophotometer

คุณภาพอากาศจากปล่อง



บริษัท เอส.พี.เอส. คอนซัลติ้ง เซอร์วิส จำกัด

S.P.S. CONSULTING SERVICE CO., LTD.

7 ซอยพหลโยธิน 24 ถนนพหลโยธิน แขวงจอมพล เขตจตุจักร กรุงเทพฯ 10900

7 Soi Phaholyothin 24, Phaholyothin Rd., Jompol, Chatuchak, Bangkok 10900

Tel : (662) 939-4370-72, Fax : (662) 513-4221, E-mail : sale@spscon.com., www.spscon.com

Console Calibration Report

Calibration Method

Critical Orifices

Calibration Data

Console Data		Calibration Data		
No.	Serial No.	Date	y	DH _@ (mmH ₂ O)
B01	1563	02/03/2023	0.998	50.11
B02	8002514	03/03/2023	1.004	49.25
B03	1503016	03/03/2023	1.002	50.62
B04	00006659	02/03/2023	1.004	50.14
B05	00007428	03/03/2023	1.001	49.76
R01	1561	01/03/2023	0.997	49.86
R02	8002513	03/03/2023	0.996	49.93
R03	1570	02/03/2023	1.003	49.57
R04	8002519	01/03/2023	1.002	48.90
R05	1503015	01/03/2023	0.998	50.20

Remark : Accept Value of y (test) is $0.97 < y < 1.03$

Accept Value of $\Delta H_{@}$ (test) is 46.7 ± 6.4 (mmH₂O)

Calibra

Approved by :



บริษัท เอส.พี.เอส. คอนซัลติ้ง เซอร์วิส จำกัด
S.P.S. CONSULTING SERVICE CO., LTD.
7 ซอยพหลโยธิน 24 ถนนพหลโยธิน แขวงจอมพล เขตจตุจักร กรุงเทพฯ 10900
7 Soi Phaholyothin 24, Phaholyothin Rd., Jompol, Chatuchak, Bangkok 10900
Tel : (662) 939-4370-72. Fax : (662) 513-4221. E-mail : sale@spscon.com.. www.spscon.com

Pitot Tube Calibration Report

Calibration Method

Standard Pitot Tube

Calibration Data

Pitot Tube Data			Calibration Data		
No.	Type of Pitot	Coefficient of Standard Pitot	Date	Avg. of Cp (test)	
				Side A	Side B
B36	S	0.99	02/05/2023	0.84	0.84
B37	S	0.99	02/05/2023	0.83	0.84
B38	S	0.99	03/05/2023	0.85	0.84
B39	S	0.99	03/05/2023	0.84	0.83
B40	S	0.99	02/05/2023	0.84	0.83
B41	S	0.99	02/05/2023	0.84	0.84
B44	S	0.99	03/05/2023	0.85	0.84
B45	S	0.99	03/05/2023	0.85	0.84
B46	S	0.99	04/05/2023	0.84	0.83
B47	S	0.99	03/05/2023	0.84	0.85
B48	S	0.99	03/05/2023	0.83	0.84
B49	S	0.99	03/05/2023	0.85	0.84
B54	S	0.99	03/05/2023	0.83	0.84
B56	S	0.99	02/05/2023	0.84	0.85
B57	S	0.99	02/05/2023	0.84	0.83
B58	S	0.99	02/05/2023	0.85	0.84

Remark : Accept value of Cp (test) is 0.84 ± 0.01

Calibrated by :

Approved by :



บริษัท เอส.พี.เอส. คอนซัลติ้ง เซอร์วิส จำกัด
S.P.S. CONSULTING SERVICE CO., LTD.
7 ซอยพหลโยธิน 24 ถนนพหลโยธิน แขวงจอมพล เขตจตุจักร กรุงเทพฯ 10900
7 Soi Phaholyothin 24, Phaholyothin Rd., Jompol, Chatuchak, Bangkok 10900
Tel : (662) 939-4370-72. Fax : (662) 513-4221. E-mail : sale@spscon.com., www.spscon.com

Personal Pump Calibration Report

Calibration Method : Dry Cal Primary Flowmeter

Model : Defender 510-H

S/N : 136164

Environmental Conditions

Temperature : 25 \pm 3 $^{\circ}$ C
Pressure : 1010 \pm 15 mmbar

Personal Pump Data				Calibration Data								
No.	Brand	Model	Serial No.	Date	Flow Rate (ml/min)						Value From Calibration Curve	
					Setting			Actual (Q std.)				
					1	2	3	1	2	3	y	R²
B01	SKC	224-PCXR4	262101	04/04/2023	1,000	1,500	2,000	994	1,498	2,003	1.005x - 7.897	1.000
B02	SKC	224-PCXR4	626166	04/04/2023	1,000	1,500	2,000	1,004	1,503	2,003	1.010x - 19.866	0.999
B03	SKC	224-PCXR4	612968	07/04/2023	1,000	1,500	2,000	995	1,496	2,001	1.007x - 13.664	1.000
B04	SKC	224-PCXR4	602804	05/04/2023	1,000	1,500	2,000	998	1,499	1,994	0.999x - 1.611	1.000
B05	SKC	224-PCXR4	612693	07/04/2023	1,000	1,500	2,000	1,002	1,501	2,004	1.014x - 24.856	0.999
B06	SKC	224-PCXR4	262188	07/04/2023	1,000	1,500	2,000	994	1,509	2,006	1.012x - 21.589	0.999
B07	SKC	224-PCXR4	626262	04/04/2023	1,000	1,500	2,000	997	1,490	1,996	0.994x + 3.454	1.000
B08	SKC	224-PCXR4	626100	04/04/2023	1,000	1,500	2,000	1,001	1,499	2,005	1.015x - 27.137	0.999
B09	SKC	224-PCXR4	626479	05/04/2023	1,000	1,500	2,000	997	1,492	1,994	0.994x + 2.385	1.000
B10	SKC	224-PCXR4	091950	03/04/2023	1,000	1,500	2,000	993	1,504	2,005	1.013x - 23.779	1.000
B11	SKC	224-PCXR8	564315	10/04/2023	1,000	1,500	2,000	995	1,492	1,998	1.002x - 7.259	1.000
B12	SKC	224-PCXR4	034656	04/04/2023	1,000	1,500	2,000	1,002	1,504	2,001	1.009x - 17.609	0.999
B13	SKC	224-PCXR4	602073	04/04/2023	1,000	1,500	2,000	997	1,501	2,000	1.004x - 7.622	1.000
B14	SKC	224-PCXR4	626313	03/04/2023	1,000	1,500	2,000	997	1,492	1,991	0.996x + 1.699	1.000
B15	SKC	224-PCXR4	626474	07/04/2023	1,000	1,500	2,000	1,003	1,503	2,006	1.013x - 23.245	0.999
B16	SKC	224-PCXR4	626477	03/04/2023	1,000	1,500	2,000	995	1,506	2,003	1.011x - 22.132	0.999
B17	SKC	224-PCXR4	626860	04/04/2023	1,000	1,500	2,000	996	1,493	1,993	1.000x - 4.627	1.000
B18	SKC	224-PCXR4	691484	04/04/2023	1,000	1,500	2,000	1,001	1,496	2,002	1.010x - 21.179	0.999
B19	SKC	224-PCXR4	691599	04/04/2023	1,000	1,500	2,000	994	1,504	2,000	1.006x - 10.498	1.000
B20	SKC	224-PCXR4	691587	03/04/2023	1,000	1,500	2,000	991	1,502	2,000	1.016x - 35.102	0.999
B21	SKC	224-PCXR4	691531	04/04/2023	1,000	1,500	2,000	994	1,501	1,995	1.001x - 5.153	1.000
B22	SKC	224-PCXR4	691654	07/04/2023	1,000	1,500	2,000	1,000	1,502	2,004	1.014x - 25.574	0.999
B23	SKC	224-PCXR4	798393	05/04/2023	1,000	1,500	2,000	990	1,508	2,004	1.013x - 23.994	1.000
B24	SKC	224-PCXR4	626363	03/04/2023	1,000	1,500	2,000	1,002	1,503	1,999	1.009x - 18.837	0.999
B25	SKC	224-PCXR4	798489	07/04/2023	1,000	1,500	2,000	1,002	1,494	2,000	0.997x + 3.494	1.000
B26	SKC	224-PCXR4	798479	07/04/2023	1,000	1,500	2,000	1,001	1,501	1,994	0.995x + 5.564	1.000
B27	SKC	224-PCXR4	691673	04/04/2023	1,000	1,500	2,000	995	1,505	2,004	1.013x - 25.091	0.999
B28	SKC	224-PCXR4	691570	04/04/2023	1,000	1,500	2,000	1,003	1,501	2,001	1.010x - 19.922	0.999
B29	SKC	224-PCXR4	626472	05/04/2023	1,000	1,500	2,000	1,001	1,498	2,000	0.999x - 1.831	1.000
B30	SKC	224-PCXR4	691489	04/04/2023	1,000	1,500	2,000	1,002	1,507	2,003	1.009x - 13.936	0.999
B31	SKC	224-PCXR4	691509	07/04/2023	1,000	1,500	2,000	994	1,496	1,997	1.004x - 9.680	1.000
B32	SKC	224-PCXR4	091567	10/04/2023	1,000	1,500	2,000	992	1,506	2,001	1.013x - 25.542	0.999
B33	SKC	224-PCXR4	091756	05/04/2023	1,000	1,500	2,000	993	1,498	1,992	0.998x - 1.121	1.000
B34	SKC	224-PCXR4	612962	07/04/2023	1,000	1,500	2,000	1,002	1,503	2,003	1.008x - 14.753	0.999
B35	SKC	224-PCXR4	602682	05/04/2023	1,000	1,500	2,000	991	1,497	1,996	1.003x - 11.598	1.000
B36	SKC	224-PCXR4	626164	05/04/2023	1,000	1,500	2,000	997	1,495	1,998	1.002x - 8.097	1.000
B37	SKC	224-PCXR4	626256	07/04/2023	1,000	1,500	2,000	993	1,505	1,996	1.012x - 27.161	0.999
B38	SKC	224-PCXR4	626167	07/04/2023	1,000	1,500	2,000	998	1,493	1,997	1.003x - 8.615	1.000
B39	SKC	224-PCXR4	034637	10/04/2023	1,000	1,500	2,000	1,003	1,500	2,003	1.013x - 23.125	0.999
B40	SKC	224-PCXR4	798349	07/04/2023	1,000	1,500	2,000	993	1,507	1,998	1.015x - 30.204	0.999

Calibrated by :

Approved by :



บริษัท เอส.พี.เอส. คอนซัลติ้ง เซอร์วิส จำกัด
S.P.S. CONSULTING SERVICE CO., LTD.
 7 ซอยพหลโยธิน 24 ถนนพหลโยธิน แขวงจอมพล เขตจตุจักร กรุงเทพฯ 10900
 7 Soi Phaholyothin 24. Phaholyothin Rd., Jompol, Chatuchak, Bangkok 10900
 Tel : (662) 939-4370-72. Fax : (662) 513-4221. E-mail : sale@spscon.com.. www.spscon.com

Rotameter Calibration Report (For Personal Pump High Flow Adjust)

Calibration Method : Dry Cal Primary Flowmeter

Model : Defender 510-H

S/N : 136164

Calibration Data

Rotameter Data			Calibration Data								
No.	Brand	Model	Date	Flow Rate (ml/min)						Value From Calibration Curve	
				Flow Rate (Reading)			Actual (Q std.)				
				1	2	3	1	2	3	y	R ²
H-B01	Dwyer	VFB-65	05/04/2023	500	1,000	2,000	506.9	990.3	1974.3	0.989x + 9.271	1.000
H-B02	Dwyer	VFB-65	04/04/2023	500	1,000	2,000	495.3	999.1	1996.1	0.994x + 4.127	1.000
H-B03	Dwyer	VFB-65	07/04/2023	500	1,000	2,000	497.5	988.1	2009.6	1.003x - 14.485	0.999
H-B04	Dwyer	VFB-65	07/04/2023	500	1,000	2,000	501.2	1000.3	2006.5	0.997x - 1.216	1.000
H-B05	Dwyer	VFB-65	07/04/2023	500	1,000	2,000	500.2	999.6	1974.3	0.980x + 21.307	0.999
H-B06	Dwyer	VFB-65	07/04/2023	500	1,000	2,000	504.3	996.2	1984.0	1.004x - 6.770	1.000
H-B07	Dwyer	VFB-65	04/04/2023	500	1,000	2,000	502.3	990.7	2016.7	1.001x - 1.154	1.000
H-B08	Dwyer	VFB-65	05/04/2023	500	1,000	2,000	500.2	1000.6	1979.8	0.995x + 5.040	0.999
H-B09	Dwyer	VFB-65	07/04/2023	500	1,000	2,000	504.4	1007.4	2010.7	0.993x + 15.376	1.000
H-B10	Dwyer	VFB-65	10/04/2023	500	1,000	2,000	495.7	1001.6	2009.2	0.996x + 3.956	1.000

Calibrated by :

Approved by



บริษัท เอส.พี.เอส. คอนซัลติ้ง เซอร์วิส จำกัด
S.P.S. CONSULTING SERVICE CO., LTD.
7 ซอยพหลโยธิน 24 ถนนพหลโยธิน แขวงจอมพล เขตจตุจักร กรุงเทพฯ 10900
7 Soi Phaholyothin 24, Phaholyothin Rd., Jompol, Chatuchak, Bangkok 10900
Tel : (662) 939-4370-72, Fax : (662) 513-4221, E-mail : sale@spscon.com., www.spscon.com

Rotameter Calibration Report (For Personal Pump Low Flow Adjust)

Calibration Method : Dry Cal Primary Flowmeter

Model : Defender 510-H

S/N : 136164

Rotameter Data			Calibration Data								
No.	Brand	Model	Date	Flow Rate (ml/min)						Value From Calibration Curve	
				Flow Rate (Reading)			Actual (Q std.)				
				1	2	3	1	2	3	y	R²
L-B01	Dwyer	VFA-21	05/04/2023	50	100	200	50.3	98.7	198.9	0.986x + 0.859	1.000
L-B02	Dwyer	VFA-21	04/04/2023	50	100	200	50.6	99.8	198.3	0.995x + 0.956	0.999
L-B03	Dwyer	VFA-21	07/04/2023	50	100	200	50.4	99.6	197.9	1.009x - 1.350	1.000
L-B04	Dwyer	VFA-21	07/04/2023	50	100	200	49.5	102.0	200.7	1.012x - 0.487	1.000
L-B05	Dwyer	VFA-21	07/04/2023	50	100	200	50.9	98.9	201.2	0.998x + 1.040	0.999
L-B06	Dwyer	VFA-21	07/04/2023	50	100	200	50.8	99.7	202.8	1.009x + 0.150	1.000
L-B07	Dwyer	VFA-21	04/04/2023	50	100	200	49.0	101.2	200.5	1.014x - 1.381	1.000
L-B08	Dwyer	VFA-21	05/04/2023	50	100	200	50.2	102.1	197.7	0.997x + 0.307	1.000
L-B09	Dwyer	VFA-21	07/04/2023	50	100	200	50.8	99.6	201.1	0.990x + 2.095	0.999
L-B10	Dwyer	VFA-21	10/04/2023	50	100	200	51.0	99.0	203.2	1.005x + 0.453	1.000

Calibrated by :

Approved by :

CERTIFICATE OF CALIBRATION

FOR

NOMENCLATURE : VACUUM GAUGE
MANUFACTURER : HI-LIGHT
MODEL / TYPE : N/A
SERIAL NO. : N/A[64-220066-1]
CLID. NO. : 212201112
JOB CONTROL NO. : 220720073201

CUSTOMER : S.P.S. CONSULTING SERVICE CO., LTD.
7 SOI PHAHOLYOTHIN 24 ROAD., JOMPOL,
CHATUCHAK, BANGKOK 10900


DATE OF RECEIVED : 20 July 2022

DATE OF ISSUED : 22 July 2022

Report of calibration screening must not be taken in part. Except complete. Without the approval of the Calibration Laboratory Co., Ltd.

Calibrated By : Sittipong Pimdee
Calibration Engineer

Approved By :



This Calibration Certificate documents the traceability to national standards, which realize the units of measurement according to the International System of Units (SI)

Certificate No. Q22073201

F3-011-04/01-12

page 1 of 3



@clccalibration

REPORT OF CALIBRATION

FOR

NOMENCLATURE : **VACUUM GAUGE**
MANUFACTURER : **HI-LIGHT**
MODEL / TYPE : **N/A**
SERIAL NO. : **N/A[64-220066-1]**
DATE OF CALIBRATION : **21 July 2022**

ENVIRONMENT CONDITIONS :

Temperature : $(23 \pm 2) ^\circ\text{C}$

Relative Humidity : $(55 \pm 10) \% \text{RH}$

PROCEDURE USED :

This instrument was calibrated under procedure No. **CLC-CPPP-05** according to **DKD-R 6-1** as calibration guidelines.

The calibration was performed by direct measurement with Document Process Calibrator and Pressure Module which maintained by the Calibration Laboratory Co., Ltd.

REFERENCE STANDARD USED :

Document Process Calibrator, Fluke Model 744 S/N. 9226007 with Pressure Module Model 700PV4 S/N. 19298401.

TRACEABILITY :

The measurements are traceable to International System of Units (SI), through National Institute of Metrology (Thailand).
Certificate No. MP-0196-21, Due Date 17 November 2022.

UNCERTAINTY :

The reported uncertainty is based on a standard uncertainty multiplied by coverage factor of $k = 2$. It has been evaluated according to the "Calibration of Pressure Gauges (DKD-R 6-1)" which provides a level of confidence approximately 95%.

Certificate No. **Q22073201**

F3-011-04/01-12

page 2 of 3



@clccalibration



CLC
Accredited
ISO/IEC 17025

CALIBRATION LABORATORY Co., LTD.

2/10-11,14,55 Soi Prasert Manukit 29 Yaek 4, Prasert Manukit Rd., Ladphrao, Bangkok 10230
Tel. 02-578-0353-4 Fax: 02-578-2672 www.cal-laboratory.com E-mail:sale@cal-laboratory.com



CONDITION OF CALIBRATION ITEM : GOOD

MEASUREMENT RESULTS : (X) without adjustment () adjustment

The DUC was exercised by applying a known pressure from its zero to full scale 1 times. Then 2 series of known gauge pressure were applied. The STD reading were recorded and the means value were reported in the table below.

CALIBRATION DATA

CORRECTION OF PRESSURE

DUC Test point (inHg)	STD Reading (inHg)		Correction (inHg)	
	Up	Down	Up	Down
0	0.0	0.0	0.0	0.0
-5	-4.6	-4.7	+0.4	+0.3
-10	-9.5	-9.6	+0.5	+0.4
-15	-14.4	-14.5	+0.6	+0.5
-20	-19.4	-19.5	+0.6	+0.5
-25	-24.5	-24.5	+0.5	+0.5
-30	-29.5	-29.5	+0.5	+0.5

Uncertainty of measurement ± 0.2 inHg

Transmitting fluid : Air.

Technical Note. k factor 1 kPa = 0.2952998 inHg

Note. The Scope of Accredited ANAB Certificate No. ACDM-2814 Version 008 Page 36 of 54

This report is valid for the above stated instrument/s only.

End of Certificate

Certificate No. Q22073201

F3-011-04/01-12

page 3 of 3



@clccalibration



CERTIFICATE No : 23M2441
REFERENCE No : 68471-1

PAGE : 1 OF 2

Certificate of Calibration

EQUIPMENT : DIGITAL BALANCE

MANUFACTURER : METTLER TOLEDO

MODEL : XS105DU

SERIAL No : 1126422905

ID No : BA 05/50

CONDITION AS RECEIVED : USED ITEM

SUBMITTED BY : S.P.S. CONSULTING SERVICE CO., LTD.
7 SOI PHAHOLYOTHIN 24, PHAHOLYOTHIN RD.,
JOMPOL, CHATUCHAK, BANGKOK 10900

CALIBRATED BY : ATSAWIN Y.

CALIBRATION DATE : 10-Mar-23

APPROVED BY : 

ISSUED DATE : 16-Mar-23

RECEIVED DATE : 10-Mar-23



CERTIFICATE No : 23M2441

PAGE : 2 OF 2

Calibration Report

EQUIPMENT : DIGITAL BALANCE MODEL : XS105DU
MANUFACTURER : METTLER TOLEDO S/N : 1126422905
ID No : BA 05/50 RECEIVED DATE : 10-Mar-23
AIR PRESSURE : 1010mbar \pm 1mbar CALIBRATION DATE : 10-Mar-23
AMBIENT TEMPERATURE : 23° C \pm 1° C RELATIVE HUMIDITY : 49 %RH \pm 10 % RH

CONDITION OF THIS RESULTS OF CALIBRATION

1. THIS INSTRUMENT WAS CALIBRATED BY ACCORDING TO UKAS LAB 14 EDITION 6:2019 BY USING KNOWN WEIGHT STANDARD WEIGHT. THE BALANCE WAS NOT ADJUSTED BEFORE CALIBRATION. THE BALANCE HAS NO ZERO TRACKING FUNCTION. REPEATABILITY WAS MEASURED BY USING 10 REPEATED MEASUREMENTS. LINEARITY WAS MEASURED COVERING 10 POINTS, EVENLY SPREAD OVER THE RANGE. THE INSTRUMENT WAS SET ZERO BEFORE PERFORMING THE LINEARITY TEST. OFF-CENTER LOADING WAS MEASURED BY USING STANDARD WEIGHTS PLACED ON THE PAN AND MOVED TO VARIOUS POSITIONS ON THE PAN.

2. REFERENCE STANDARD INSTRUMENTS :-

INSTRUMENT	MODEL	SERIAL No	CERTIFICATE No	DUE DATE
1) STANDARD WEIGHT SET	E2	QK-I-151	M2302013S	02-Feb-25
2) STANDARD WEIGHT	E2	15843	M2302014S	02-Feb-25

3. THIS RESULT WAS FOUND ACCURATE AS SHOWN ON DATE AND PLACE OF CALIBRATION ONLY.

4. THIS RESULT EXCLUDE LONG TERM STABILITY OF THE UNIT UNDER CALIBRATION.

5. THIS CERTIFICATE IS TRACEABLE TO THE INTERNATIONAL SYSTEM OF UNIT MAINTAINED AT:-

- NATIONAL INSTITUTE OF METROLOGY (THAILAND) THROUGH CENTRAL BUREAU OF WEIGHTS&MEASURES

RESULT OF CALIBRATION :- WITHOUT ADJUSTMENT

1. ZERO SETTING FUNCTION : NORMAL

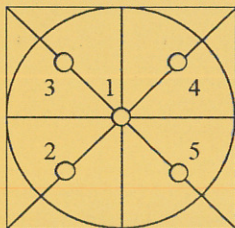
2. TARE FUNCTION : NORMAL

3. REPEATABILITY OF READING AT 200 g WAS 0 g

4. DEPARTURE FROM NOMINAL VALUE/ LINEARITY

NOMINAL VALUE (g)	BALANCE READING (g)	CORRECTION (g)	UNCERTAINTY (\pm g)
0.00	0.00000	0.00000	0.000039
0.02	0.02000	0.00000	0.000039
0.10	0.10000	0.00000	0.000039
0.20	0.20001	-0.00001	0.000040
0.50	0.50001	-0.00001	0.000040
1.00	1.00000	0.00000	0.000041
2.00	2.00003	-0.00003	0.000042
5.00	5.00001	-0.00001	0.000046
10.00	10.00003	-0.00003	0.000053
20.00	20.00005	-0.00005	0.000067
50.00	50.00001	-0.00001	0.00011
100.00	100.00001	-0.00001	0.00019
200.00	200.00001	-0.00001	0.00032

5. OFF CENTER LOADING ERROR



POINT	READING (g)
1	50.0000
2	50.0001
3	50.0000
4	50.0000
5	49.9999
OFF-CENTER LOADING	0.0001

NOTE: THIS CALIBRATION WAS CARRIED OUT AT THE CUSTOMER'S PLACE AT LABORATORY AREA

THE REPORTED UNCERTAINTY OF MEASUREMENT WAS BASED ON A STANDARD UNCERTAINTY MULTIPLIED BY A COVERAGE FACTOR $k=2$, PROVIDING A LEVEL OF CONFIDENCE APPROXIMATELY 95%.

END OF CALIBRATION REPORT

SITHIPHORN ASSOCIATES CO.,LTD. CALIBRATION LABORATORY



451-451/1 Sirinthorn Rd.,Bangbumru, Bangplud Bangkok 10700 THAILAND.
Tel.0-2435-8800 Fax.0-2433-1679 e-mail:cal-center@sithiphorn.com http://www.sithiphorn.com

NSC-TISI-TIS 17025
CALIBRATION 0394

Cert. No. : SP22018

Pages 1 of 3

Calibration Certificate

Equipment : UV-VIS SPECTROPHOTOMETER
Manufacturer : PERKINELMER
Model : LAMBDA 25
Serial No.: 501S14123010
ID No.: SP03/58
Calibration Mode : WAVELENGTH ACCURACY
PHOTOMETRIC ACCURACY

Condition As Found : GOOD

Customer : S.P.S. CONSULTING SERVICE CO., LTD.
7 SOI PHAHOLYOTHIN 24, PHAHOLYOTHIN ROAD,
CHOMPHON, CHATUCHAK,
BANGKOK 10900, THAILAND.


Location : ORGANIC LABORATORY IV

Ambient Temperature : (24.4 ± 5) °C
Relative Humidity : (60.1 ± 25) %

Received Date : 30 AUGUST 2022
Calibration Date : 30 AUGUST 2022
Date of Issue : 31 AUGUST 2022

Calibrated by :

Approved by :



This certificate is issued in accordance with the requirements of ISO/IEC 17025 standard, may not be reproduced other than in full, except with the prior written approval of the head of Calibration Laboratory.

Continuation of Calibration Certificate

Cert. No. : SP22018

Job No. : VC65SP0008

Pages : 2 of 3

Calibration Method :

This instrument was calibrated by using on-site calibration procedure In-house method : CP-SP-01

The calibration procedure to direct measurement wavelength accuracy by using wavelength standard solution, Photometric accuracy by using absorbance standard filter and absorbance standard solution

The calibration procedure used was based on ASTM E275-01, ASTM E925-02

Condition of this result of calibration :

1. Certified reference materials

Material	Ref. type	Cell serial No.	Cert. No.	Due Date
Holmium liquid	RM-HL	29706	87569	13/10/2022
Didymium liquid	RM-DL	28912	87588	15/10/2022
Neutral density filter	RM-1N2N3N	13877	87600	15/10/2022
Potassium dichromate solutions	RM-0204060810	14204	87614	16/10/2022
Potassium Iodide solution	-	KI-0701-001	CI-0090-22	08/04/2024

2. This result of calibration was found accurate as shown on date and place of calibration only.

3. This certificate is traceable to the international system of unit maintained at :

3.1 The UK National Physical Laboratory (NPL)

3.2 The National Institute of Standards and Technology, NIST.

Result of calibration : Wavelength Accuracy

(Without adjustment)

Material	Certified Values of Reference Material (nm)	UUC* Reading (nm)	Error (nm)	Uncertainty ± (nm)	k Factor
RM-HL	278.13	278.3	0.17	0.16	2.00
	361.25	361.4	0.15	0.16	2.00
	467.82	467.8	-0.02	0.16	2.00
	536.56	536.5	-0.06	0.16	2.00
	640.50	640.5	0.00	0.16	2.00
RM-DL	740.09	740.0	-0.09	0.16	2.00
	864.94	865.2	0.26	0.16	2.00

UUC* = Unit Under Calibration

Continuation of Calibration Certificate

Cert. No. : SP22018

Job No. : VC65SP0008

Pages : 3 of 3

Result of calibration : Photometric Accuracy

(Without adjustment)

Material	Wavelength (nm)	Filter: S/N	Nominal Absorbance (A)	Certified Absorbance (A)	UUC* Reading Absorbance (A)	Error (A)	Uncertainty ± (A)	k Factor
Neutral Density glass filter	440.0	29360	1.0	1.0524	1.0539	0.0015	0.0028	2.00
		29914	0.7	0.7454	0.7459	0.0005	0.0029	2.00
		29381	0.5	0.5426	0.5426	0.0000	0.0028	2.00
	546.1	29360	1.0	0.9822	0.9810	-0.0012	0.0028	2.00
		29914	0.7	0.6962	0.6960	-0.0002	0.0028	2.00
		29381	0.5	0.5076	0.5070	-0.0006	0.0029	2.00
	590.0	29360	1.0	1.0221	1.0202	-0.0019	0.0028	2.00
		29914	0.7	0.7238	0.7230	-0.0008	0.0029	2.00
		29381	0.5	0.5364	0.5360	-0.0004	0.0031	2.00
	635.0	29360	1.0	0.9751	0.9732	-0.0019	0.0028	2.00
		29914	0.7	0.6912	0.6902	-0.0010	0.0029	2.00
		29381	0.5	0.5214	0.5210	-0.0004	0.0032	2.00
Material	Wavelength (nm)	Solution (mg/l)	Certified Absorbance (A)	UUC* Reading Absorbance (A)	Error (A)	Uncertainty ± (A)	k Factor	
RM-0204060810	235.0	20	0.2436	0.2419	-0.0017	0.0101	2.00	
		40	0.4905	0.4855	-0.0050	0.0115	2.00	
		60	0.7453	0.7388	-0.0065	0.0067	2.00	
		80	0.9920	0.9839	-0.0081	0.0071	2.00	
		100	1.2487	1.2414	-0.0073	0.0073	2.00	

UUC* = Unit Under Calibration

Condition of this result of calibration : Spectrophotometer PERKINELMER Model Lambda 25 S/N 501S141230

Resolution of Wavelength Mode 0.1 nm

Resolution of Photometric Mode 0.0001 A

Parameter Setting

Measurement Mode Wavelength, Absorbance

Wavelength Scan 1100 nm-190 nm

Scanning Speed 7.5 nm/min

Data Pitch 0.1 nm

Band width(Wavelength) 1.0 nm

Band width(Vis) 1.0 nm

Band width(Uv) 1.0 nm

Stray Light UUC* Reading at 220 nm**

Transmission T(%)	Absorbance(A)
0.0107	3.9886

**Specific Acceptance :

Transmission ≤ 1.0 T(%), Absorbance ≥ 2.0 A

**Stray light not TISI Accredited

The reported uncertainty is based on a standard uncertainty multiplied by a coverage factor k ,
providing a level of confidence of approximately 95%


End of Calibration Certificate




บริษัท เอส.พี.เอส. คอนซัลติ้ง เซอร์วิส จำกัด
S.P.S. CONSULTING SERVICE CO., LTD.
7 ซอยพหลโยธิน 24 ถนนพหลโยธิน แขวงจอมพล เขตจตุจักร กรุงเทพฯ 10900
7 Soi Phaholyothin 24, Phaholyothin Rd., Jompol, Chatuchak, Bangkok 10900
Tel : (662) 939-4370-72, Fax : (662) 513-4221, E-mail : sale@spscon.com, www.spscon.com

Calibration Report					
Non-Dispersive Infrared CO Analyzer					
Date :	04 May 2023	Brand :	API	Model :	300E
No.	CO-B06			Serial No.	3117
Calibrator (Dilution System)					
Brand : API			Model : 700		
Last Cal. Date : 06 September 2022			Serial No. : 421		
Reference Standard Gas					
Standard Gas : Carbon Monoxide (CO)			Cylinder No. : D196045		
Certified Date : 16 April 2022		Expired Date : 15 April 2024		Cylinder Conc. : 4,570 ppm	
Calibrating Condition					
Pressure : 1011 mmbar		Temp. : 24.6 °C		% RH : 50	
Calibration Setting					
Span	Initial Reading (Before Adj.), PPM			Final Reading (After Adj.), PPM	
Set Point	Expected Concentration	Analyzer Response	%Dif	Analyzer Response	
Zero	0	-0.10	-	0	
CO Span	40.00	40.07	0.175	40.00	
API Model 300E CO Analyzer Check List					
Parameter	Observed Value	Units	Nominal Range		
Range	50	PPM	0-1000 ppm		
Stability	0.10	PPM	< 1 ppm With Zero Air		
CO Measure	4014.7	mV	2500-4800 mV		
CO Reference	3947.5	mV	2500-4800 mV		
Measure/Reference Ratio	1.180	-	1.1-1.3 W/Zero Air		
Sample Pressure	28.3	In-Hg-A	~2" < Ambient Absolute Pressure		
Sample Flow	809	CC/Min	800 ± 10%		
Sample Temperature	48.2	°C	48 ± 4		
Bench Temperature	48.1	°C	48 ± 2		
Wheel Temperature	68.2	°C	68 ± 2		
Box Temperature	30.7	°C	Ambient Temp + 7 ± 10		
Photo-Drive	3019.5	mV	250 mV to 4750 mV		
Slope	1.017	-	1.0 ± 0.3		
Offset	0.2	-	0 ± 0.3		

Calibrated by :



Approved by :





MAINTENANCE AND TEST CERTIFICATE MODEL

OPTIMA 5300DV

Customer : <u>S.P.S.Consulting Service Co.,Ltd</u>	Date Tested: <u>January 11, 2023</u>	
	Recommendation Recertification	
Address : <u>7 Soi Phaholyothin 24</u>	Period <u>6</u> Months	
<u>Paholyothin Road</u>	Recertification Due: <u>July 11, 2023</u>	
<u>Jompol Chatuchak, Bangkok 1090</u>	Date Last Certified: <u>July 11, 2022</u>	
User Name: <u>K.Phenpha Vipasthawatt</u>	Visit Number: <u>2 of 2</u>	
Phone: <u>083-9269252</u>	PerkinElmer Phone: <u>02-719-6420 ext 206</u>	
Fax: <u>02-513-4221</u>	PerkinElmer Fax: <u>02-318-5597</u>	

CONFIGURATION TESTED		ACCESSORIES/COMPONENT NOT INCLUDED
MODEL	SERIAL NUMBER	
<u>OPTIMA 5300DV</u>	<u>077C7042401</u>	
TESTED EQUIPMENT	CALIBRATION NUMBER	EXPIRATION
<u>IPV Methods</u>		
TEST STANDARD USED	PART NUMBER	EXPIRATION DATE
<u>Multielement Standard</u>	<u>N069-1579</u>	<u>May 30, 2023</u>
<u>Wavecal Solution</u>	<u>N058-2152</u>	<u>February 28, 2023</u>
<u>VIS Wavecal solution</u>	<u>N930-2946</u>	<u>August 30, 2023</u>
<u>Instrument Cal. STD4</u>	<u>N930-0221</u>	<u>November 30, 2023</u>
CUSTOMER SUPPLIED	COMMENTS	CUSTOMER INITIALS
<u>2 % HNO3</u>		
<u>10 % HNO3</u>		



MAINTENANCE AND TEST CERTIFICATE MODEL

OPTIMA 5300DV

SERIAL NUMBER 077C7042401**DATE TESTED** January 11, 2023**1. MECHANICAL CHECKS**

- | | |
|----------------------------------------------------------------------------------|-----------------------------|
| A. Inspect and clean all fans and filters. | <input type="checkbox"/> OK |
| B. Inspect and replace as necessary, all torch components including the RF coil. | <input type="checkbox"/> OK |
| C. Inspect all tubing for sign of clacking or leaking. | <input type="checkbox"/> OK |
| D. Adjust water and gas pressure regulator settings. | <input type="checkbox"/> OK |
| E. Inspect and leak check pneumatics drawers. | <input type="checkbox"/> OK |
| F. Clean the exterior of the instrument. | <input type="checkbox"/> OK |

2. OPTICAL CHECKS

- | | |
|-----------------------------------------------------|-----------------------------|
| A. Inspect and clean all optical components. | <input type="checkbox"/> OK |
| B. As required, check and replace all purgefilters. | <input type="checkbox"/> OK |
| C. Recheck optical alignment. | <input type="checkbox"/> OK |

3. COOLING SYSTEM CHECKS

- | | |
|-----------------------------------------------|------------------------------|
| A. Perform preventive maintenance on chiller. | <input type="checkbox"/> OK |
| B. Flush out the chiller every year. | <input type="checkbox"/> N/A |

4. PERFORMANCE CHECKS

- | | |
|----------------------------|-----------------------------|
| A. Torch View Alignment. | <input type="checkbox"/> OK |
| B. Wavelength Calibration. | <input type="checkbox"/> OK |



MAINTENANCE AND TEST CERTIFICATE MODEL

OPTIMA 5300DV

SERIAL NUMBER : 077C7042401
DATE TESTED : January 11, 2023

PARAMETER		SPECIFICATION		FINAL VALUE	
Spectral Resolution : UV	As 193.696 nm	≤ 0.007		<u>0.00504</u>	
	Ni 231.604 nm	≤ 0.008		<u>0.00646</u>	
	Ni 341.476 nm	≤ 0.012		<u>0.00768</u>	
Spectral Resolution : VIS	La 408.672 nm	≤ 0.020		<u>0.01597</u>	
	Ba 455.403 nm	≤ 0.025		<u>0.02185</u>	
Precision					
	As 193.656 nm	% RSD	< 1.0	<u>0.89</u>	%
	Zn 213.856 nm	% RSD	< 1.0	<u>0.77</u>	%
	Mn 257.610 nm	% RSD	< 1.0	<u>0.51</u>	%
	La 379.478 nm	% RSD	< 1.0	<u>0.44</u>	%
	Ba 455.403 nm	% RSD	< 1.0	<u>0.44</u>	%
	Ba 493.408 nm	% RSD	< 1.0	<u>0.46</u>	%
Detection Limits : Axial	Tl 190.080 nm	3(sd)		<u>4.04</u>	ppb
	As 193.696 nm	3(sd)		<u>3.58</u>	ppb
	Pb 220.353 nm	3(sd)		<u>1.90</u>	ppb
Detection Limits : Radial	As 193.696 nm	3(sd)		<u>47.72</u>	ppb
	Zn 213.856 nm	3(sd)		<u>1.02</u>	ppb
	Mn 257.610 nm	3(sd)		<u>0.68</u>	ppb
	La 379.478 nm	3(sd)		<u>1.43</u>	ppb
	Ba 455.403 nm	3(sd)		<u>0.10</u>	ppb
	Ba 493.408 nm	3(sd)		<u>0.36</u>	ppb
BEC : Axial (IB X 500)/(IS-IB)	Cd 226.502 nm	≤ 150 ppb		<u>58.36</u>	
BEC : Radial (IB X 1000)/(IS-IB)	Mn 257.610 nm	≤ 45 ppb		<u>104142.80</u>	



MAINTENANCE AND TEST CERTIFICATE MODEL

OPTIMA 5300DV

SERIAL NUMBER 077C7042401**DATE TESTED** January 11, 2023**Remarks :**

Commissioning follow as commissioning performance sheets.

This is to certify that the above tests have been performed and the configuration tested



meets



does not meet

the PerkinElmer Specifications listed on this certificate.

This certificate does not modify PerkinElmer's standard terms and condition of sale,
including warranty terms.

Service Department PerkinElmer Ltd.

Authorized Representative:

(

Service Engineer

Certificate of System Qualification

GC-OQ + GCMS-OQ

System ID: GC_MS_03_52_CN10925102
Organization Name: S.P.S Consulting service
Organization Location: 7 Soi Phaholyothin Road, Ladyao, Khet Jatujak, Bangkok 10900

Date: March 31, 2023 1:21:52 PM
EQP Name: AgilentRecommended , AgilentRecommended
EQP Revision: GC.02.50, GCMS.02.50
Overall Qualification Status: Pass

System Inspection and Basic Safety and Operation

Name: 7890

Setpoint Status: Pass

Overall System Inspection and Basic Safety and Operation Test Status

Pass

Inlet Pressure Decay

Name: 7890

Front

SSL

Setpoint Status: Pass

Pressure: 25.0 psi

Pressure Change: -0.1 psi /5 minutes

Agilent Recommended: ≥ -2.0 and ≤ 0.5

Overall Inlet Pressure Decay Test Status

Pass

Inlet Pressure Accuracy

Name: 7890

Front

SSL

Date: March 31, 2023 1:21:52 PM
System ID: GC_MS_03_52_CN10925102

Setpoint Status:

Pass

Inlet Pressure: Setpoint 25.0 psi Actual 25.0 psi

Accuracy: 0.0 psi

Agilent Recommended: ≤ 1.2

Overall Inlet Pressure Accuracy Test Status

Pass

Inlet Pressure Accuracy

Name:

7890

Back

SSL

Setpoint Status:

Pass

Inlet Pressure: Setpoint 25.0 psi Actual 25.2 psi

Accuracy: 0.2 psi

Agilent Recommended: ≤ 1.2

Overall Inlet Pressure Accuracy Test Status

Pass

Detector Flow Accuracy

Name:

7890

Front

FID

Setpoint Status:

Pass

Flow Type:

Fuel

Setpoint:

30.0

mL/min

Measured Flow:

30.3

mL/min

Accuracy:

0.3

mL/min

Agilent Recommended:

≤

10.0

% setpoint

(

3.0

mL/min

)

Limit is percentage of setpoint or 0.5 mL/minute, whichever is largest.

Date:

March 31, 2023 1:21:52 PM

System ID:

GC_MS_03_52_CN10925102

Setpoint Status:

Pass

Flow Type:

Oxidizer

Setpoint:

400.0 mL/min

Measured Flow:

396.2 mL/min

Accuracy:

3.8 mL/min

Agilent Recommended:

<= 10.0 % setpoint (40.0 ml/min)

Limit is percentage of setpoint or 0.5 ml/minute, whichever is largest.

Setpoint Status:

Pass

Flow Type:

Makeup

Setpoint:

25.0 mL/min

Measured Flow:

25.1 mL/min

Accuracy:

0.1 mL/min

Agilent Recommended:

<= 10.0 % setpoint (2.5 ml/min)

Limit is percentage of setpoint or 0.5 ml/minute, whichever is largest.

Overall Detector Flow Accuracy Test Status

Pass

GC Oven Temperature Accuracy

Name:

7890

Setpoint Status:

Pass

Zone:

Oven

Setpoint/Actual

Temperature:

230.0 230.6 °C

Accuracy:

0.6 °C

Agilent Recommended:

>= -1.0 % setpoint in K (-5.0 °C)
<= 1.0 % setpoint in K (5.0 °C)

Setpoint Status:

Pass

Zone:

Oven

Setpoint/Actual

Temperature:

100.0 100.4 °C

Accuracy:

0.4 °C

Agilent Recommended:

>= -1.0 % setpoint in K

(-3.7 °C)

<= 1.0 % setpoint in K

(3.7 °C)

Overall GC Oven Temperature Accuracy Test Status

Pass

GC Oven Temperature Stability

Name:

7890

Setpoint Status:

Pass

Setpoint/Average

Temperature:

100.0 100.3833 °C

Stability:

0.1 °C

Agilent Recommended:

<= 0.5

Overall GC Oven Temperature Stability Test Status

Pass

Scouting Run

Tested Combination1

Front

SSL

/ Front

FID

Manual Injection

Name:

Not applicable

Setpoint Status:

Completed

Injection Volume on Column:

1.0 µL

Overall Scouting Run Status

Completed

Noise and Drift

Tested Combination1

Front

SSL

/ Front

FID

Date:

March 31, 2023 1:21:52 PM

System ID:

GC_MS_03_52_CN10925102

Name: 7890

Setpoint Status: Pass

Base Signal: 89800 Ab

	ASTM Noise counts	Drift counts/Hr
Agilent Recommended:	≤ 768.00	≤ 19200.00
Status:	Pass	Pass

Overall Noise and Drift Test Status

Pass

Signal to Noise

Tested Combination1	Front	SSL	/ Front	FID
	Manual Injection			

Name: 7890

Setpoint Status: Pass

Signal to Noise: 3814254

Agilent Recommended: ≥ 300000

Overall Signal to Noise Test Status

Pass

Log Amp

Tested Combination2	Back	SSL	/ External	SQ
---------------------	------	-----	------------	----

Name: 5975C

Setpoint Status: Pass

Overall Log Amp Test Status

Pass

RFPA

Date: March 31, 2023 1:21:52 PM
System ID: GC_MS_03_52_CN10925102

Tested Combination2	Back	SSL	/ External	SQ
Name:	5975C			
Setpoint Status:	Pass			
Amu:	1050	m/z	Drift After Five Minutes:	RFP Voltage:
			1	479
			mV	mV
Agilent Recommended:	>=	-100	and	<= 100
				<= 1100

Overall RFP Test Status

Pass

Tune EI

Tested Combination2	Back	SSL	/ External	SQ
Name:	5975C			
Setpoint Status:	Pass			
Filament:	1			
Setpoint Status:	Pass			
Filament:	2			

Overall Tune EI Test Status

Pass

Signal to Noise EI

Tested Combination2	Back	SSL	/ External	SQ
Name:	5975C			
Source:	EI - Inert	Filament:	1	
Setpoint Status:	Pass			
Signal to Noise:	425			
Agilent Recommended:	>=	160		

Date: March 31, 2023 1:21:52 PM
System ID: GC_MS_03_52_CN10925102

Source:

EI - Inert

Filament:

2

Setpoint Status:

Pass

Signal to Noise:

566

Agilent Recommended:

≥ 160

Overall Signal to Noise EI Test Status

Pass

Instrument Details

Purpose

This section describes the as found system configuration.

Details

System

System ID	GC_MS_03_52_CN10925102
Manufacturer	Agilent Technologies
Name	7890

Tested Combination1

Injection Technique	Manual Injection
Sampler Identifier	Sampler 1
Inlet	Front
Detector	Front
LTM Included?	No

Tested Combination2

Injection Technique	Manual Injection
Sampler Identifier	Sampler 2
Inlet	Back
Detector	External
LTM Included?	No

Sampler 1

Manufacturer	Agilent Technologies
Type	Manual Injection
Usage	Sample Injection
Syringe Volume (µL)	10

Sampler 2

Manufacturer	Agilent Technologies
Type	Manual Injection
Usage	Sample Injection
Syringe Volume (µL)	10

Mainframe 1

Manufacturer	Agilent Technologies
Name	7890
Model Number	G3440A
Serial Number	CN10925120
Firmware Revision	A.01.10.3
Oven Type	Standard

Inlet 1

Manufacturer	Agilent Technologies
Name	7890
Type	SSL
Location	Front
Carrier Gas	Helium
Control Type	Electronic Pressure Control (EPC)
Purged Inlet	Yes

Inlet 2

Manufacturer	Agilent Technologies
Name	7890
Type	SSL
Location	Back
Carrier Gas	Helium
Control Type	Electronic Pressure Control (EPC)
Purged Inlet	Yes

Detector 1

Manufacturer	Agilent Technologies
Name	7890
Type	FID
Adapter	Capillary
Control Type	Electronic Pressure Control (EPC)
Location	Front
Makeup Gas	Nitrogen

Detector 2

Manufacturer	Agilent Technologies
Name	Mass Spectrometer
Type	Mass Spectrometer
Location	External

Mass Spectrometer 1

Manufacturer	Agilent Technologies
Type	SQ
Name	5975C
Serial Number	US91732743
Firmware Revision	5975 5.02.07
High Vacuum System	Turbo Pump
Scouting Run Standard	OFN Std

MS EI Source 1

Manufacturer	Agilent Technologies
Source Type	EI - Inert
Number of filaments	2

Electronic Signature

Purpose

This signature page was created and published because the ACE sign-off action was executed, which is valid for the entire document, including attachments. The ACE sign-off is an electronic signature that requires two distinct identification components: unique username and personal password. The Agilent representative who has delivered this service understands the meaning and legal status of an electronic signature. As a trained official operator, the Agilent representative has a unique password and logon to access ACE and electronically sign this document. (Other e-signatures can be applied to this document using a Document Content Management or other suitable method defined in your data access and control procedures.)

Details

Full Name of Signer:	Saenguthai Tarak
Logged On User Name:	saenguthai.tarak@non.agilent.com
Signature Creation Date:	March 31, 2023
Reason for Signature:	Executed protocol and published this original version of document

Regulatory Disclaimer

This document provides a protocol to verify and record instrument configuration and evidence of proper operation. It has been prepared from our interpretation of applicable regulations as well as industry best practices. The document is designed to provide an important component of a complete compliance package. Validation depends upon many factors and use of this protocol alone does not assure compliance. Agilent Technologies makes no promises or representations as to its sufficiency for any specific regulatory program.

Warranty

Agilent Technologies makes no warranty of any kind to this material, including but not limited to, the implied warranties or merchantability and fitness for a particular purpose. Agilent Technologies shall not be liable for errors contained herein or for incidental or consequential damages in connection with the furnishing, performance, or use of this material.

Date:	March 31, 2023 1:21:52 PM
System ID:	GC_MS_03_52_CN10925102

User Name: saenguthai.tarak
 Hostname: LAPTOP-CQ39KOMV

System Id: GC_MS_03_52_CN10925102
 Print Date: March 31, 2023 1:21:53 PM

GC_MS_03_52_CN10925102 Transaction log :

Time	Transaction State	Activity Performed	Type of Transaction	Optional Information
March 31, 2023 9:12:26 AM Audit		SessionCreated	Session	None
March 31, 2023 9:12:26 AM Start		Configuration	Session	None
March 31, 2023 9:12:26 AM Audit		Entitlement	Licensing	User is Nonpaying and does not require an unlock code
March 31, 2023 9:20:14 AM Audit		EqpLoaded	Session	EQP details for primary technique [Gc] - File path: [ProtocolPacks/Gc/Configurations/02.50/Gc.02.50.eqp], EQP File Name: [Gc.02.50.eqp], EQP Name: [AgilentRecommended], Protocol Revision :[Gc.02.50] EQP details for hyphenated technique [GcMs] - File path: [ProtocolPacks/GcMs/Configurations/02.50/GcMs.02.50.eqp], EQP File Name: [GcMs.02.50.eqp], EQP Name: [AgilentRecommended]
March 31, 2023 9:20:17 AM End		Configuration	Session	None
March 31, 2023 9:20:27 AM Start		Qualification	Session	OQ
March 31, 2023 9:20:27 AM Start		Execution	System Inspection and Basic Safety and Operation - 7890; - Qualitative Test - No setpoints associated	None
March 31, 2023 9:21:33 AM End		Execution	System Inspection and Basic Safety and Operation - 7890; - Qualitative Test - No setpoints associated	Run Count : 1

User Name: saenguthai.tarak
 Hostname: LAPTOP-CQ3SKOMV

System Id: GC_MS_03_52_CN10925102
 Print Date: March 31, 2023 1:21:53 PM

GC_MS_03_52_CN10925102 Transaction log :

Time	Transaction State	Activity Performed	Type of Transaction	Optional Information
March 31, 2023 9:21:35 AM	Start	Execution	Inlet Pressure Decay - Front SSL: - Pressure Controlled Inlet - S: 25.0 psi - L: >= -2.0 psi and <= 0.5 psi	None
March 31, 2023 9:21:51 AM	End	Execution	Inlet Pressure Decay - Front SSL: - Pressure Controlled Inlet - S: 25.0 psi - L: >= -2.0 psi and <= 0.5 psi	Run Count : 1
March 31, 2023 9:21:54 AM	Start	Execution	Inlet Pressure Accuracy - Front SSL: - Pressure Controlled Inlet - S: 25.0 psi - L: <= 1.2 psi	None
March 31, 2023 9:21:59 AM	End	Execution	Inlet Pressure Accuracy - Front SSL: - Pressure Controlled Inlet - S: 25.0 psi - L: <= 1.2 psi	Run Count : 1
March 31, 2023 9:22:02 AM	Start	Execution	Inlet Pressure Accuracy - Back SSL: - Pressure Controlled Inlet - S: 25.0 psi - L: <= 1.2 psi	None
March 31, 2023 9:22:07 AM	End	Execution	Inlet Pressure Accuracy - Back SSL: - Pressure Controlled Inlet - S: 25.0 psi - L: <= 1.2 psi	Run Count : 1
March 31, 2023 9:22:09 AM	Start	Execution	Detector Flow Accuracy - Front FID: - Type : Fuel - S: 30.0 mL/min - L: <= 10.0% setpoint	None
March 31, 2023 9:22:29 AM	End	Execution	Detector Flow Accuracy - Front FID: - Type : Fuel - S: 30.0 mL/min - L: <= 10.0% setpoint	Run Count : 1
March 31, 2023 9:22:30 AM	Start	Execution	Detector Flow Accuracy - Front FID: - Type : Oxidizer - S: 400.0 mL/min - L: <= 10.0% setpoint	None
March 31, 2023 9:22:41 AM	End	Execution	Detector Flow Accuracy - Front FID: - Type : Oxidizer - S: 400.0 mL/min - L: <= 10.0% setpoint	Run Count : 1

User Name: saenguthai.tarak
 Hostname: LAPTOP-CQ3SKOMV

System Id: GC_MS_03_52_CN10925102
 Print Date: March 31, 2023 1:21:53 PM

GC_MS_03_52_CN10925102 Transaction log :

Time	Transaction State	Activity Performed	Type of Transaction	Optional Information
March 31, 2023 9:22:42 AM	Start	Execution	Detector Flow Accuracy - Front FID: - Type : Makeup - S: 25.0 mL/min - L: <= 10.0% setpoint	None
March 31, 2023 9:22:48 AM	End	Execution	Detector Flow Accuracy - Front FID: - Type : Makeup - S: 25.0 mL/min - L: <= 10.0% setpoint	Run Count : 1
March 31, 2023 9:22:49 AM	Start	Execution	GC Oven Temperature Accuracy - 7890: - Temperature : Oven - S: 230.0°C - L: >= -1.0 AND <= 1.0 % setpoint in K	None
March 31, 2023 9:23:31 AM	Audit	Data	GC Oven Temperature Accuracy - 7890: - Temperature : Oven - S: 230.0°C - L: >= -1.0 AND <= 1.0 % setpoint in K	Manual Data Entry
March 31, 2023 9:23:34 AM	End	Execution	GC Oven Temperature Accuracy - 7890: - Temperature : Oven - S: 230.0°C - L: >= -1.0 AND <= 1.0 % setpoint in K	Run Count : 1
March 31, 2023 9:23:37 AM	Start	Execution	GC Oven Temperature Accuracy - 7890: - Temperature : Oven - S: 100.0°C - L: >= -1.0 AND <= 1.0 % setpoint in K	None
March 31, 2023 9:26:00 AM	Audit	Data	GC Oven Temperature Accuracy - 7890: - Temperature : Oven - S: 100.0°C - L: >= -1.0 AND <= 1.0 % setpoint in K	Manual Data Entry
March 31, 2023 9:26:03 AM	End	Execution	GC Oven Temperature Accuracy - 7890: - Temperature : Oven - S: 100.0°C - L: >= -1.0 AND <= 1.0 % setpoint in K	Run Count : 1
March 31, 2023 9:26:05 AM	Start	Execution	GC Oven Temperature Stability - 7890: - Temperature : Oven - S: 100.0°C - L: <= 0.5°C	None

User Name: saenguthai.tarak
 Hostname: LAPTOP-CQ3SKQMV

System Id: GC_MS_03_52_CN10925102
 Print Date: March 31, 2023 1:21:53 PM

GC_MS_03_52_CN10925102 Transaction log :

Time	Transaction State	Activity Performed	Type of Transaction	Optional Information
March 31, 2023 9:26:42 AM	Start	Execution	GC Oven Temperature Stability - 7890: - Temperature : Oven - S: 100.0°C - L: <= 0.5°C	None
March 31, 2023 9:27:39 AM	Audit	Data	GC Oven Temperature Stability - 7890: - Temperature : Oven - S: 100.0°C - L: <= 0.5°C	Manual Data Entry
March 31, 2023 9:27:46 AM	End	Execution	GC Oven Temperature Stability - 7890: - Temperature : Oven - S: 100.0°C - L: <= 0.5°C	Run Count : 1
March 31, 2023 9:27:51 AM	Start	Execution	GC Scouting Run - Manual Injection, Front SSL, Front FID: - Part of System Preparation - No limits associated	None
March 31, 2023 9:54:35 AM	Start	Execution	Log Amp - 5975C SQ: - Source: EI EI - Inert	None
March 31, 2023 9:55:59 AM	Start	Execution	RFPA - 5975C SQ: - Source: EI - Inert	None
March 31, 2023 10:23:19 AM	Start	Execution	Signal to Noise EI - Liquid Injection, Back SSL, SQ: - Source: EI - Inert using Filament 1 - L: >= 160	None
March 31, 2023 10:37:53 AM	Start	Execution	Tune EI - 5975C SQ: - Source: - EI - Inert Filament 1 (Qualitative - No setpoints associated)	None
March 31, 2023 10:38:04 AM	Start	Execution	Tune EI - 5975C SQ: - Source: - EI - Inert Filament 2 (Qualitative - No setpoints associated)	None
March 31, 2023 10:38:11 AM	Start	Execution	Tune EI - 5975C SQ: - Source: - EI - Inert Filament 1 (Qualitative - No setpoints associated)	None

User Name: saenguthai.tarak
 Hostname: LAPTOP-CQ3SKOMV

System Id: GC_MS_03_52_CN10925102
 Print Date: March 31, 2023 1:21:53 PM

GC_MS_03_52_CN10925102 Transaction log :

Time	Transaction State	Activity Performed	Type of Transaction	Optional Information
March 31, 2023 10:38:14 AM	Start	Execution	Noise and Drift - Front FID: - Detector FID - L (Noise): <= 0.10 pA - L (Drift): <= 2.50 pA/hour	None
March 31, 2023 10:38:17 AM	Start	Execution	GC Scouting Run - Manual Injection, Front SSL, Front FID: - Part of System Preparation - No limits associated	None
March 31, 2023 10:45:28 AM	Audit	Data	GC Scouting Run - Manual Injection, Front SSL, Front FID: - Part of System Preparation - No limits associated	Data files Path : F:\Data\SC_FID.D\FID1A.ch
March 31, 2023 10:47:01 AM	End	Execution	GC Scouting Run - Manual Injection, Front SSL, Front FID: - Part of System Preparation - No limits associated	Run Count : 1
March 31, 2023 10:58:27 AM	Start	Execution	Noise and Drift - Front FID: - Detector FID - L (Noise): <= 0.10 pA - L (Drift): <= 2.50 pA/hour	None
March 31, 2023 10:58:52 AM	Audit	Data	Noise and Drift - Front FID: - Detector FID - L (Noise): <= 0.10 pA - L (Drift): <= 2.50 pA/hour	Data files Path : F:\Data\ND_FID.D\FID1A.ch
March 31, 2023 11:00:53 AM	End	Execution	Noise and Drift - Front FID: - Detector FID - L (Noise): <= 0.10 pA - L (Drift): <= 2.50 pA/hour	Run Count : 1
March 31, 2023 11:02:02 AM	Start	Execution	Signal to Noise - Manual Injection, Front SSL, Front FID: - Detector FID - L: >= 300000	None
March 31, 2023 11:14:32 AM	Audit	AccClosed	Session	None

User Name: saenguthai.tarak
 Hostname: LAPTOP-CQ3SKOMV

System Id: GC_MS_03_52_CN10925102
 Print Date: March 31, 2023 1:21:53 PM

GC_MS_03_52_CN10925102 Transaction log :

Time	Transaction State	Activity Performed	Type of Transaction	Optional Information
March 31, 2023 11:15:13 AM	Audit	AceRestarted	Session	None
March 31, 2023 11:15:14 AM	Audit	SessionReloaded	Session	None
March 31, 2023 11:15:19 AM	Start	Qualification	Session	OQ
March 31, 2023 11:15:19 AM	Start	Execution	Signal to Noise - Manual Injection, Front SSL, Front FID: - Detector FID - L: >= 300000	None
March 31, 2023 11:16:23 AM	Audit	AceClosed	Session	None
March 31, 2023 11:21:04 AM	Audit	AceRestarted	Session	None
March 31, 2023 11:21:04 AM	Audit	SessionReloaded	Session	None
March 31, 2023 11:21:09 AM	Start	Qualification	Session	OQ
March 31, 2023 11:21:09 AM	Start	Execution	Signal to Noise - Manual Injection, Front SSL, Front FID: - Detector FID - L: >= 300000	None
March 31, 2023 11:22:15 AM	Audit	Data	Signal to Noise - Manual Injection, Front SSL, Front FID: - Detector FID - L: >= 300000	Data files Path : F:\ASN_FID.D\FID1A.ch
March 31, 2023 11:24:02 AM	End	Execution	Signal to Noise - Manual Injection, Front SSL, Front FID: - Detector FID - L: >= 300000	Run Count : 1
March 31, 2023 11:24:17 AM	Start	Execution	Log Amp - 5975C SQ: - Source: EI - Inert	None
March 31, 2023 11:24:31 AM	End	Execution	Log Amp - 5975C SQ: - Source: EI - Inert	Run Count : 1

User Name: saenguthai.tarak
 Hostname: LAPTOP-CQ3SKOMV

System Id: GC_MS_03_52_CN10925102
 Print Date: March 31, 2023 1:21:53 PM

GC_MS_03_52_CN10925102 Transaction log :

Time	Transaction State	Activity Performed	Type of Transaction	Optional Information
March 31, 2023 11:24:33 AM	Start	Execution	RFPA - 5975C SQ: - Source: EI None - Inert	
March 31, 2023 11:27:22 AM	End	Execution	RFPA - 5975C SQ: - Source: EI Run Count : 1 - Inert	
March 31, 2023 11:27:25 AM	Start	Execution	Tune EI - 5975C SQ: - Source: - None EI - Inert Filament 1 (Qualitative - No setpoints associated)	
March 31, 2023 11:28:04 AM	End	Execution	Tune EI - 5975C SQ: - Source: - Run Count : 1 EI - Inert Filament 1 (Qualitative - No setpoints associated)	
March 31, 2023 11:28:06 AM	Start	Execution	Tune EI - 5975C SQ: - Source: - None EI - Inert Filament 2 (Qualitative - No setpoints associated)	
March 31, 2023 11:28:26 AM	End	Execution	Tune EI - 5975C SQ: - Source: - Run Count : 1 EI - Inert Filament 2 (Qualitative - No setpoints associated)	
March 31, 2023 11:28:28 AM	Start	Execution	Signal to Noise EI - Liquid Injection, Back SSL, SQ: - Source: EI - Inert using Filament 1 - L: >= 160	None
March 31, 2023 12:59:45 PM	Start	Execution	Signal to Noise EI - Liquid Injection, Back SSL, SQ: - Source: EI - Inert using Filament 1 - L: >= 160	None
March 31, 2023 1:00:09 PM	Audit	Data	Signal to Noise EI - Liquid Injection, Back SSL, SQ: - Source: EI - Inert using Filament 1 - L: >= 160	Data files Path : F:\SN_F1_01.D\DATASIM.MS
March 31, 2023 1:00:41 PM	End	Execution	Signal to Noise EI - Liquid Injection, Back SSL, SQ: - Source: EI - Inert using Filament 1 - L: >= 160	Run Count : 1

User Name: saenguthai.tarak
Hostname: LAPTOP-CQ3SKOMV

System Id: GC_MS_03_52_CN10925102
Print Date: March 31, 2023 1:21:53 PM

GC_MS_03_52_CN10925120 Transaction log :

Time	Transaction State	Activity Performed	Type of Transaction	Optional Information
March 31, 2023 1:00:43 PM	Start	Execution	Signal to Noise EI - Liquid Injection, Back SSL, SQ: - Source: EI - Inert using Filament 2 - L: >= 160	None
March 31, 2023 1:01:52 PM	Audit	Data	Signal to Noise EI - Liquid Injection, Back SSL, SQ: - Source: EI - Inert using Filament 2 - L: >= 160	Data files Path : F:\SN_F2_01.D\DATASIM.MS
March 31, 2023 1:02:09 PM	End	Execution	Signal to Noise EI - Liquid Injection, Back SSL, SQ: - Source: EI - Inert using Filament 2 - L: >= 160	Run Count : 1
March 31, 2023 1:02:13 PM	End	Qualification	Session	OQ
March 31, 2023 1:02:13 PM	Start	Reporting	Session	None
March 31, 2023 1:20:27 PM	Audit	Reporting	Session	Report Generated : Certificate

คุณภาพอากาศในบรรยากาศ



บริษัท เอส.พี.เอส. คอนซัลติ้ง เซอร์วิส จำกัด
S.P.S. CONSULTING SERVICE CO., LTD.
7 ซอยพหลโยธิน 24 ถนนพหลโยธิน แขวงจอมพล เขตจตุจักร กรุงเทพฯ 10900
7 Soi Phaholyothin 24, Phaholyothin Rd., Jompol, Chaluchak, Bangkok 10900
Tel : (662) 939-4370-72, Fax : (662) 513-4221, E-mail : sale@spscon.com, www.spscon.com

High Volume Air Sampler Calibration Report

Calibration Method : Multipoint Orifice Flow Transfer Standard


Model : TE 5025A

S/N : 3611


Calibration Data

High Volume Air Sampler Data		Calibration Data		
Recorder No.	Blower No.	Date	Actual Flowrate (ft ³ /min)	R ²
B35	B35	01/02/2023	y = 1.194x-4.992	0.995
B36	B36	02/02/2023	y = 1.201x-3.946	0.997
B37	B37	02/02/2023	y = 1.284x-6.745	0.997
B38	B38	02/02/2023	y = 1.250x-6.733	0.998
B39	B39	01/02/2023	y = 1.268x-7.186	0.998
B40	B40	03/02/2023	y = 1.214x-4.324	0.998
B41	B41	03/02/2023	y = 1.176x-2.734	0.999
B42	B42	02/02/2023	y = 1.283x-8.167	0.997
B43	B43	02/02/2023	y = 1.197x-3.772	0.996
B44	B44	02/02/2023	y = 1.249x-7.038	0.995
R01	R01	01/02/2023	y = 1.287x-8.462	0.998
R02	R02	01/02/2023	y = 1.239x-6.678	0.998
R03	R03	03/02/2023	y = 1.254x-7.928	0.999
R04	R04	02/02/2023	y = 1.206x-3.694	0.999
R05	R05	02/02/2023	y = 1.237x-6.503	0.997
R06	R06	02/02/2023	y = 1.239x-4.541	0.995
R07	R07	03/02/2023	y = 1.060x+1.983	0.999
R08	R08	03/02/2023	y = 1.274x-8.050	0.998
R09	R09	02/02/2023	y = 1.280x-7.005	0.998
R10	R10	03/02/2023	y = 1.244x-5.980	1.000
R11	R11	03/02/2023	y = 1.097x-0.462	0.998
R12	R12	02/02/2023	y = 1.151x-2.727	0.995
R13	R13	02/02/2023	y = 1.134x-1.526	1.000
R14	R14	02/02/2023	y = 1.172x-2.510	0.999
R15	R15	01/02/2023	y = 1.131x-2.129	0.998
R16	R16	01/02/2023	y = 1.202x-5.830	0.998
R17	R17	01/02/2023	y = 1.182x-3.281	0.998
R18	R18	03/02/2023	y = 1.217x-5.060	0.999
R19	R19	03/02/2023	y = 1.228x-6.084	0.998
R20	R20	03/02/2023	y = 1.277x-9.434	0.997

Calibrated by :



Approved by :





บริษัท เอส.พี.เอส. คอนซัลติ้ง เซอร์วิส จำกัด
S.P.S. CONSULTING SERVICE CO., LTD.
7 ซอยพหลโยธิน 24 ถนนพหลโยธิน แขวงจอมพล เขตจตุจักร กรุงเทพฯ 10900
7 Soi Phaholyothin 24, Phaholyothin Rd., Jompol, Chatuchak, Bangkok 10900
Tel : (662) 939-4370-72, Fax : (662) 513-4221, E-mail : sale@spscon.com., www.spscon.com

High Volume PM-10 Air Sampler Calibration Report

Calibration Method : Multipoint Orifice Flow Transfer Standard

Model : TE 5025A

S/N : 3611

Calibration Data

High Volume PM-10 Data		Calibration Data		
Recorder No.	Blower No.	Date	Actual Flowrate (ft ³ /min)	R ²
B01	B01	02/02/2023	$y = 1.210x - 0.261$	0.997
B02	B02	02/02/2023	$y = 1.046x + 2.414$	0.998
B03	B03	02/02/2023	$y = 1.199x - 4.047$	0.996
B04	B04	02/02/2023	$y = 1.288x - 7.602$	0.997
B05	B05	01/02/2023	$y = 1.222x - 4.886$	1.000
B06	B06	01/02/2023	$y = 1.210x - 3.612$	0.996
B07	B07	03/02/2023	$y = 1.270x - 6.088$	0.999
B08	B08	01/02/2023	$y = 1.277x - 5.288$	0.998
B09	B09	03/02/2023	$y = 1.289x - 6.478$	0.999
B10	B10	03/02/2023	$y = 1.266x - 8.106$	0.997
B11	B11	01/02/2023	$y = 1.258x - 6.917$	0.995
B12	B12	02/02/2023	$y = 1.192x - 3.640$	0.998
B13	B13	02/02/2023	$y = 1.289x - 7.913$	0.998
B14	B14	02/02/2023	$y = 1.250x - 4.233$	0.999
B15	B15	01/02/2023	$y = 1.118x + 0.802$	0.999
B16	B16	03/02/2023	$y = 1.297x - 3.106$	0.998
B17	B17	01/02/2023	$y = 1.204x - 4.477$	0.996
B18	B18	02/02/2023	$y = 1.176x - 1.624$	0.998
B19	B19	02/02/2023	$y = 1.097x + 1.230$	0.999
B20	B20	03/02/2023	$y = 1.188x - 4.372$	0.999
B21	B21	03/02/2023	$y = 1.156x - 0.146$	0.996
B22	B22	03/02/2023	$y = 1.269x - 6.647$	0.998
B23	B23	02/02/2023	$y = 1.197x - 2.685$	1.000
B24	B24	02/02/2023	$y = 1.251x - 6.437$	0.995
B25	B25	01/02/2023	$y = 1.144x - 2.851$	0.997
B26	B26	01/02/2023	$y = 1.249x - 5.704$	0.996
B27	B27	01/02/2023	$y = 1.241x - 5.428$	0.997
B28	B28	01/02/2023	$y = 1.198x - 4.626$	0.998
B29	B29	02/02/2023	$y = 1.244x - 7.658$	0.997
B30	B30	02/02/2023	$y = 1.246x - 7.229$	0.997
B31	B31	02/02/2023	$y = 1.178x - 0.243$	0.995
B32	B32	03/02/2023	$y = 1.201x - 2.954$	0.998
B33	B33	03/02/2023	$y = 1.168x - 1.341$	0.997
B34	B34	01/02/2023	$y = 1.237x - 2.684$	0.995

Calibrated by :

Approved by :



บริษัท เอส.พี.เอส. คอนซัลติ้ง เซอร์วิส จำกัด
S.P.S. CONSULTING SERVICE CO., LTD.
7 ซอยพหลโยธิน 24 ถนนพหลโยธิน แขวงจอมพล เขตจตุจักร กรุงเทพฯ 10900
7 Soi Phaholyothin 24, Phaholyothin Rd., Jompol, Chatuchak, Bangkok 10900
Tel : (662) 939-4370-72, Fax : (662) 513-4221, E-mail : sale@spscon.com, www.spscon.com

CALIBRATION REPORT

CHEMILUMINESCENT NO / NO₂ / NO_x ANALYZER

DATE : 21 May 2023

BRAND : API

MODEL : 200E

NO. NOX-B10

SERIAL NO. 4465

Calibrator (Dilution System)

Brand : API

Model : 700

Last Cal. Date : 04 August 2022

Serial No. : 911

Reference Standard Gas

Standard Gas : Nitric Oxide (NO)

Cylinder No. : D636192

Certified Date : 20 April 2022

Expired Date : 20 April 2024

Cylinder Conc. : 49.1 ppm

CALIBRATING CONDITION

Pressure 1011 mmbar

Temp. 24.6 °C

% RH 49

CALIBRATION SETTING

Span Set Point	Initial Reading (Before Adj.),PPB			Final Reading (After Adj.),PPB	
	Expected Concentration	Analyzer Response	%Dif	Analyzer Response	Slope
Zero	0	0.10	-	0	-
NO Span	400	399.7	-0.075	400.0	1.003
NO _x Span	400	400.1	0.025	400.0	1.007

API Model 200E NO_x Analyzer Check List

Test Values	Observed Value	Units	Nominal Range
RANGE	500	PPB	500 standard
STABILITY (Zero Gas)	0.1	PPB	< 2 with zero air
SAMPLE FLOW	509	cc/min	500 ± 50
OZONE FLOW	78	cc/min	80 ± 15
PMT	103.2	mV	-20 - 150
AZERO	94.0	mV	-20 - 150
HVPS	674	V	420 - 900 constant
RCELL TEMP	50.1	°C	50 ± 1
BOX TEMP	29.3	°C	8 - 48
PMT TEMP	7.5	°C	7 ± 2
MOLY TEMP	315.2	°C	315 ± 5
RCELL PRESS	8.3	IN-Hg-A	2 - 10 constant
SAMPLE PRESS	28.5	IN-Hg-A	25 - 30 constant
NO Span Conc	400	PPB	20 - 20,000
NO _x Span Conc	400	PPB	20 - 20,000
NO Slope	1.003	-	1.0 ± 0.3
NO _x Slope	1.007	-	1.0 ± 0.3
NO Offset	1.1	mV	-20 to +150
NO _x Offset	0.7	mV	-20 to 150
Stability at Zero	0.1	PPB	< 0.2
Stability at Span	0.2	PPB	< 0.2

Calibrated by :

Approved by :



บริษัท เอส.พี.เอส. คอนซัลติ้ง เซอร์วิส จำกัด
S.P.S. CONSULTING SERVICE CO., LTD.
7 ซอยพหลโยธิน 24 ถนนพหลโยธิน แขวงจอมพล เขตจตุจักร กรุงเทพฯ 10900
7 Soi Phaholyothin 24, Phaholyothin Rd., Jompol, Chatuchak, Bangkok 10900
Tel : (662) 939-4370-72, Fax : (662) 513-4221, E-mail : sale@spscon.com, www.spscon.com

CALIBRATION REPORT

NON-DISPERSIVE INFRARED CO ANALYZER

DATE : 21 May 2023 BRAND : API MODEL : 300E
NO. CO-B06 SERIAL NO. 3117

Calibrator (Dilution System)

Brand : API Model : 700
Last Cal. Date : 06 September 2022 Serial No. : 421

Reference Standard Gas

Standard Gas : Carbon Monoxide (CO) Cylinder No. : D196045
Certified Date : 16 April 2022 Expired Date : 15 April 2024 Cylinder Conc. : 4,570 PPM

CALIBRATING CONDITION

Pressure 1011 mmbar Temp. 24.6 °C % RH 49


CALIBRATION SETTING

Span Set Point	Initial Reading (Before Adj.),PPM			Final Reading (After Adj.),PPM
	Expected Concentration	Analyzer Response	%Dif	Analyzer Response
Zero	0	-0.10	-	0
CO Span	40.00	40.03	0.075	40.00


API Model 300E CO Analyzer Check list

Parameter	Observed Value	Units	Nominal Range
RANGE	50	PPM	0-1000 ppm
STABILITY	0.10	PPM	< 1 ppm with zero air
CO MEASURE	4014.1	mV	2500-4800 mV
CO REFERENCE	3948.3	mV	2500-4800 mV
MEASURE/REFERENCE RATIO	1.179	-	1.1-1.3 w/zero air
SAMPLE PRESSURE	28.4	In-Hg-A	~2" < ambient absolute pressure
SAMPLE FLOW	810	cc/min	800 ± 10%
SAMPLE TEMPERATURE	48.4	°C	48 ± 4
BENCH TEMPERATURE	48.2	°C	48 ± 2
WHEEL TEMPERATURE	68.4	°C	68 ± 2
BOX TEMPERATURE	30.8	°C	Ambient temp + 7 ± 10
PHOTO-DRIVE	3024.3	mV	250 mV to 4750 mV
SLOPE	1.017	-	1.0 ± 0.3
OFFSET	0.2	-	0 ± 0.3

Calibrated by :



Approved by :





QUALITY CALIBRATION CO.,LTD.

235 Petchkasem 63/2 Road, Laksong, Bangkae, Bangkok 10160

Tel (662) 421-5402, (662) 444-0152-3, Fax (662) 809-4584

www.qcalibration.com



CERTIFICATE No : 23M2441

REFERENCE No : 68471-1

PAGE : 1 OF 2

Certificate of Calibration

EQUIPMENT : DIGITAL BALANCE

MANUFACTURER : METTLER TOLEDO

MODEL : XS105DU

SERIAL No : 1126422905

ID No : BA 05/50

CONDITION AS RECEIVED : USED ITEM

SUBMITTED BY : S.P.S. CONSULTING SERVICE CO., LTD.
7 SOI PHAHOLYOTHIN 24, PHAHOLYOTHIN RD.,
JOMPOL, CHATUCHAK, BANGKOK 10900

CALIBRATED BY : ATSAWIN Y.

CALIBRATION DATE : 10-Mar-23

APPROVED BY :



ISSUED DATE : 16-Mar-23

RECEIVED DATE : 10-Mar-23

THIS CERTIFICATE MAY NOT BE REPRODUCED OTHER THAN IN FULL EXCEPT WITH THE PRIOR WRITTEN APPROVAL OF
QUALITY CALIBRATION CO., LTD.



CERTIFICATE No : 23M2441

PAGE : 2 OF 2

Calibration Report

EQUIPMENT : DIGITAL BALANCE MODEL : XS105DU
MANUFACTURER : METTLER TOLEDO S/N : 1126422905
ID No : BA 05/50 RECEIVED DATE : 10-Mar-23
AIR PRESSURE : 1010mbar \pm 1mbar CALIBRATION DATE : 10-Mar-23
AMBIENT TEMPERATURE : 23° C \pm 1° C RELATIVE HUMIDITY : 49 %RH \pm 10 % RH

CONDITION OF THIS RESULTS OF CALIBRATION

1. THIS INSTRUMENT WAS CALIBRATED BY ACCORDING TO UKAS LAB 14 EDITION 6:2019 BY USING KNOWN WEIGHT STANDARD WEIGHT. THE BALANCE WAS NOT ADJUSTED BEFORE CALIBRATION. THE BALANCE HAS NO ZERO TRACKING FUNCTION. REPEATABILITY WAS MEASURED BY USING 10 REPEATED MEASUREMENTS. LINEARITY WAS MEASURED COVERING 10 POINTS, EVENLY SPREAD OVER THE RANGE. THE INSTRUMENT WAS SET ZERO BEFORE PERFORMING THE LINEARITY TEST. OFF-CENTER LOADING WAS MEASURED BY USING STANDARD WEIGHTS PLACED ON THE PAN AND MOVED TO VARIOUS POSITIONS ON THE PAN.

2. REFERENCE STANDARD INSTRUMENTS :-

INSTRUMENT	MODEL	SERIAL No	CERTIFICATE No	DUE DATE
1) STANDARD WEIGHT SET	E2	QK-I-151	M2302013S	02-Feb-25
2) STANDARD WEIGHT	E2	15843	M2302014S	02-Feb-25

3. THIS RESULT WAS FOUND ACCURATE AS SHOWN ON DATE AND PLACE OF CALIBRATION ONLY.

4. THIS RESULT EXCLUDE LONG TERM STABILITY OF THE UNIT UNDER CALIBRATION.

5. THIS CERTIFICATE IS TRACEABLE TO THE INTERNATIONAL SYSTEM OF UNIT MAINTAINED AT:-

- NATIONAL INSTITUTE OF METROLOGY (THAILAND) THROUGH CENTRAL BUREAU OF WEIGHTS&MEASURES

RESULT OF CALIBRATION :- WITHOUT ADJUSTMENT

1. ZERO SETTING FUNCTION : NORMAL

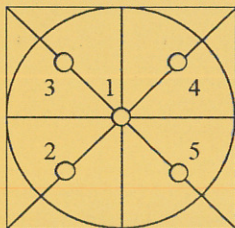
2. TARE FUNCTION : NORMAL

3. REPEATABILITY OF READING AT 200 g WAS 0 g

4. DEPARTURE FROM NOMINAL VALUE/ LINEARITY

NOMINAL VALUE (g)	BALANCE READING (g)	CORRECTION (g)	UNCERTAINTY (\pm g)
0.00	0.00000	0.00000	0.000039
0.02	0.02000	0.00000	0.000039
0.10	0.10000	0.00000	0.000039
0.20	0.20001	-0.00001	0.000040
0.50	0.50001	-0.00001	0.000040
1.00	1.00000	0.00000	0.000041
2.00	2.00003	-0.00003	0.000042
5.00	5.00001	-0.00001	0.000046
10.00	10.00003	-0.00003	0.000053
20.00	20.00005	-0.00005	0.000067
50.00	50.00001	-0.00001	0.00011
100.00	100.00001	-0.00001	0.00019
200.00	200.00001	-0.00001	0.00032

5. OFF CENTER LOADING ERROR



POINT	READING (g)
1	50.0000
2	50.0001
3	50.0000
4	50.0000
5	49.9999
OFF-CENTER LOADING	0.0001

NOTE: THIS CALIBRATION WAS CARRIED OUT AT THE CUSTOMER'S PLACE AT LABORATORY AREA

THE REPORTED UNCERTAINTY OF MEASUREMENT WAS BASED ON A STANDARD UNCERTAINTY MULTIPLIED BY A COVERAGE FACTOR $k=2$, PROVIDING A LEVEL OF CONFIDENCE APPROXIMATELY 95%.

END OF CALIBRATION REPORT



MAINTENANCE AND TEST CERTIFICATE MODEL

OPTIMA 5300DV

Customer : <u>S.P.S.Consulting Service Co.,Ltd</u>	Date Tested: <u>January 11, 2023</u>	
	Recommendation Recertification	
Address : <u>7 Soi Phaholyothin 24</u>	Period <u>6</u> Months	
<u>Paholyothin Road</u>	Recertification Due: <u>July 11, 2023</u>	
<u>Jompol Chatuchak, Bangkok 1090</u>	Date Last Certified: <u>July 11, 2022</u>	
User Name: <u>K.Phenpha Vipasthawatt</u>	Visit Number: <u>2 of 2</u>	
Phone: <u>083-9269252</u>	PerkinElmer Phone: <u>02-719-6420 ext 206</u>	
Fax: <u>02-513-4221</u>	PerkinElmer Fax: <u>02-318-5597</u>	

CONFIGURATION TESTED		ACCESSORIES/COMPONENT NOT INCLUDED
MODEL	SERIAL NUMBER	
<u>OPTIMA 5300DV</u>	<u>077C7042401</u>	
TESTED EQUIPMENT	CALIBRATION NUMBER	EXPIRATION
<u>IPV Methods</u>		
TEST STANDARD USED	PART NUMBER	EXPIRATION DATE
<u>Multielement Standard</u>	<u>N069-1579</u>	<u>May 30, 2023</u>
<u>Wavecal Solution</u>	<u>N058-2152</u>	<u>February 28, 2023</u>
<u>VIS Wavecal solution</u>	<u>N930-2946</u>	<u>August 30, 2023</u>
<u>Instrument Cal. STD4</u>	<u>N930-0221</u>	<u>November 30, 2023</u>
CUSTOMER SUPPLIED	COMMENTS	CUSTOMER INITIALS
<u>2 % HNO3</u>		
<u>10 % HNO3</u>		



MAINTENANCE AND TEST CERTIFICATE MODEL

OPTIMA 5300DV

SERIAL NUMBER 077C7042401

DATE TESTED January 11, 2023

1. MECHANICAL CHECKS

- | | |
|----------------------------------------------------------------------------------|-----------------------------|
| A. Inspect and clean all fans and filters. | <input type="checkbox"/> OK |
| B. Inspect and replace as necessary, all torch components including the RF coil. | <input type="checkbox"/> OK |
| C. Inspect all tubing for sign of clacking or leaking. | <input type="checkbox"/> OK |
| D. Adjust water and gas pressure regulator settings. | <input type="checkbox"/> OK |
| E. Inspect and leak check pneumatics drawers. | <input type="checkbox"/> OK |
| F. Clean the exterior of the instrument. | <input type="checkbox"/> OK |

2. OPTICAL CHECKS

- | | |
|-----------------------------------------------------|-----------------------------|
| A. Inspect and clean all optical components. | <input type="checkbox"/> OK |
| B. As required, check and replace all purgefilters. | <input type="checkbox"/> OK |
| C. Recheck optical alignment. | <input type="checkbox"/> OK |

3. COOLING SYSTEM CHECKS

- | | |
|-----------------------------------------------|------------------------------|
| A. Perform preventive maintenance on chiller. | <input type="checkbox"/> OK |
| B. Flush out the chiller every year. | <input type="checkbox"/> N/A |

4. PERFORMANCE CHECKS

- | | |
|----------------------------|-----------------------------|
| A. Torch View Alignment. | <input type="checkbox"/> OK |
| B. Wavelength Calibration. | <input type="checkbox"/> OK |



MAINTENANCE AND TEST CERTIFICATE MODEL

OPTIMA 5300DV

SERIAL NUMBER : 077C7042401
DATE TESTED : January 11, 2023

PARAMETER		SPECIFICATION		FINAL VALUE	
Spectral Resolution : UV	As 193.696 nm	≤ 0.007		<u>0.00504</u>	
	Ni 231.604 nm	≤ 0.008		<u>0.00646</u>	
	Ni 341.476 nm	≤ 0.012		<u>0.00768</u>	
Spectral Resolution : VIS	La 408.672 nm	≤ 0.020		<u>0.01597</u>	
	Ba 455.403 nm	≤ 0.025		<u>0.02185</u>	
Precision					
	As 193.656 nm	% RSD	< 1.0	<u>0.89</u>	%
	Zn 213.856 nm	% RSD	< 1.0	<u>0.77</u>	%
	Mn 257.610 nm	% RSD	< 1.0	<u>0.51</u>	%
	La 379.478 nm	% RSD	< 1.0	<u>0.44</u>	%
	Ba 455.403 nm	% RSD	< 1.0	<u>0.44</u>	%
	Ba 493.408 nm	% RSD	< 1.0	<u>0.46</u>	%
Detection Limits : Axial	Tl 190.080 nm	3(sd)		<u>4.04</u>	ppb
	As 193.696 nm	3(sd)		<u>3.58</u>	ppb
	Pb 220.353 nm	3(sd)		<u>1.90</u>	ppb
Detection Limits : Radial	As 193.696 nm	3(sd)		<u>47.72</u>	ppb
	Zn 213.856 nm	3(sd)		<u>1.02</u>	ppb
	Mn 257.610 nm	3(sd)		<u>0.68</u>	ppb
	La 379.478 nm	3(sd)		<u>1.43</u>	ppb
	Ba 455.403 nm	3(sd)		<u>0.10</u>	ppb
	Ba 493.408 nm	3(sd)		<u>0.36</u>	ppb
BEC : Axial (IB X 500)/(IS-IB)	Cd 226.502 nm	≤ 150 ppb		<u>58.36</u>	
BEC : Radial (IB X 1000)/(IS-IB)	Mn 257.610 nm	≤ 45 ppb		<u>104142.80</u>	



MAINTENANCE AND TEST CERTIFICATE MODEL

OPTIMA 5300DV

SERIAL NUMBER 077C7042401**DATE TESTED** January 11, 2023**Remarks :**

Commissioning follow as commissioning performance sheets.

This is to certify that the above tests have been performed and the configuration tested



meets



does not meet

the PerkinElmer Specifications listed on this certificate.

This certificate does not modify PerkinElmer's standard terms and condition of sale, including warranty terms.

Service Department PerkinElmer Ltd.

Authorized Representative: _____

(



Service Engineer